

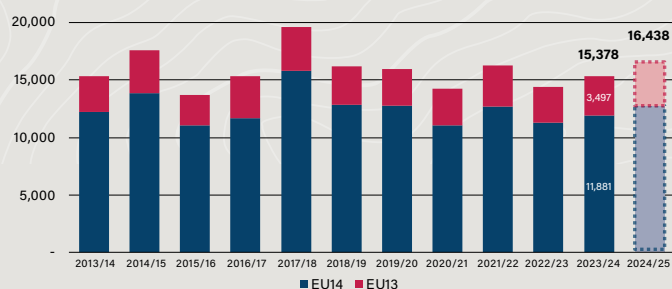
# EU BEET SUGAR SECTOR: KEY STATISTICS



## EU BEET SUGAR PRODUCTION

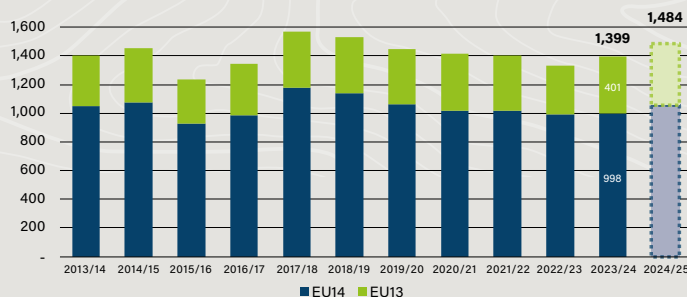
The EU produced almost 15.4 million tonnes of beet sugar during the 2023/24 campaign, an increase of 6.95% from the previous year. In 2024/25 the production is expected to be around 16.4 million tonnes.

Total sugar production (thousand tonnes) in the EU27 (EU14 + EU13)

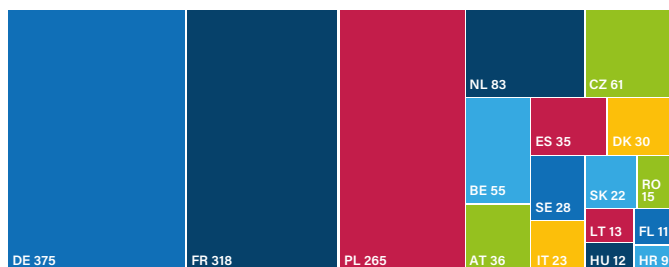


In 2023/24 sugar beet areas registered their first increase since the end of production quotas in 2017. In 2024/25 beet areas are expected to continue this upward trend, reaching 1,484 thousand hectares—an increase of 85 thousand hectares compared to the previous year.

Beet areas (thousand ha) in the EU27 (EU14+EU13)



EU sugar beet areas 2023/24 (thousand ha), by Member State



2023/24 beet areas were highest in Germany, France and Poland.

## SUGAR YIELDS

Sugar yield has become harder to improve over the past decade, due to weather instability and reduced access to plant protection products. In 2023/24 yield rose to 11.43 t/ha—up from 11.04 t/ha in 2022/23—slightly above the 5-year average, but volatility persists.

Sugar yields EU27, tonnes/ha



## 83 BEET SUGAR FACTORIES ARE OPERATIONAL TODAY

20 EU beet sugar factories have closed since 2017/18



In total **83 EU factories** will be operational for the 2025/26 beet sugar campaign (blue dots). 5 factories have been shuttered since the 2024/25 campaign (yellow crosses). In total, 20 beet sugar factories have closed since the end of production quotas in 2017 (red and yellow crosses).

VIEW THE FULL REPORT

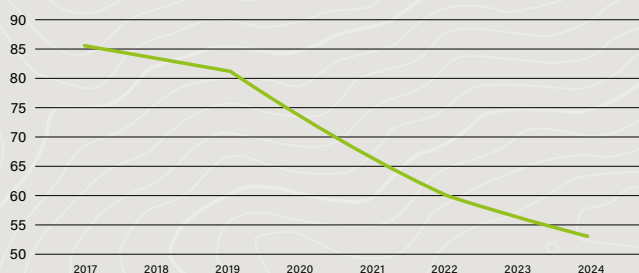




## PLANT PROTECTION PRODUCTS

Since July 2023 three additional active substances have been banned by the EU, leaving EU sugar beet growers with only 53 active substances available at EU level for the 2024/2025 campaign. This number is still lower at national level.

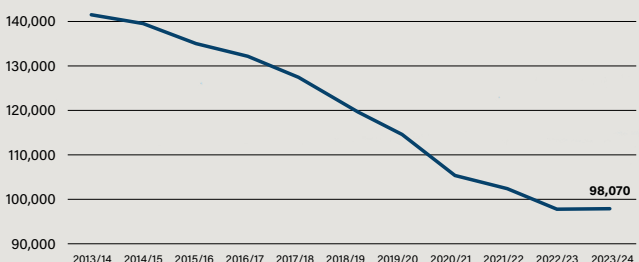
Number of available PPPs for beet growers



## GROWERS

In 2023/24 98,070 growers supplied beets to EU sugar factories, marking a slight increase from 97,909 in 2022/23. This stabilises the downward trend seen in recent years, though the total number of beet growers has declined significantly over the past decade: over 43,300 growers have exited sugar beet cultivation since 2013/14.

Number of beet growers in the EU over the last ten years

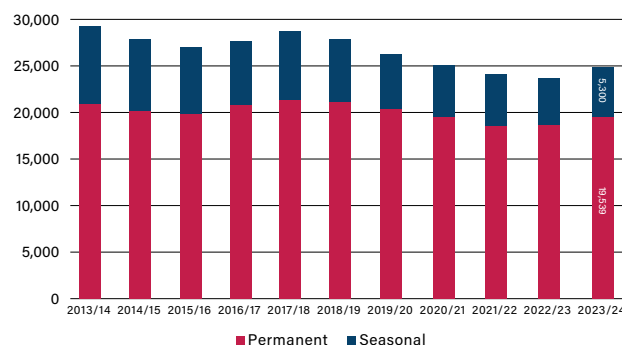


## EMPLOYMENT FIGURES



During the 2023/24 campaign almost 24,839 workers were directly employed in sugar production, 5.16% more than in the 2022/23 MY.

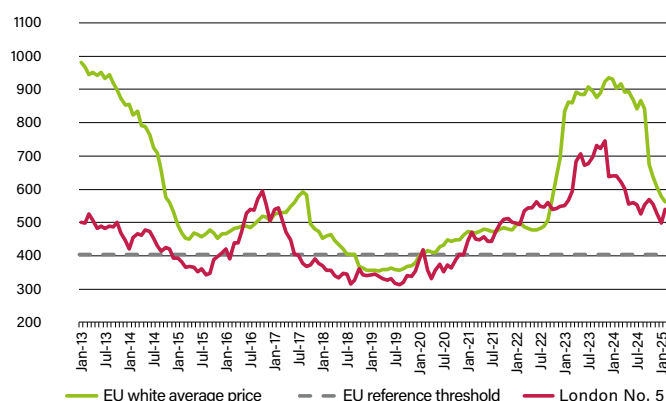
Sugar industry employment during the beet processing campaign



## PRICES

Over the past decade EU white sugar prices have closely tracked the world market, with the price gap widening significantly post-2021. EU prices rebounded from below €350/t in 2019 to over €900/t in 2023. Since 2024 the EU white sugar price has fallen sharply.

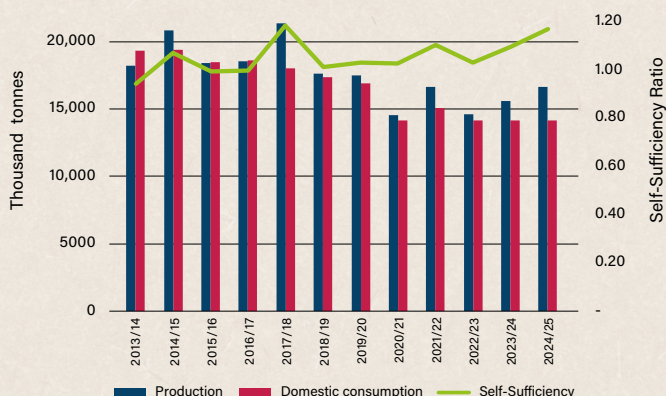
EU white sugar prices vs world market price (€/t)



## EU SELF-SUFFICIENCY

EU sugar self-sufficiency has strengthened over the past decade, shifting from a deficit position in 2013/14 (0.94) to a notable surplus by 2024/25 (1.17). This evolution reflects consumption falling faster than production.

EU production and consumption and self-sufficiency ratio



## EU SUGAR TRADE

Over the past decade sugar imports have declined significantly, from 3,776 kt in 2013/14 to 2,050 kt in 2024/25, a reduction of nearly 46%. In parallel, exports increased by almost 60%, rising from 2,668 kt to 4,250 kt (mostly in the form of processed sugar-containing products rather than sugar as such). With the exception of 2022/23, exports consistently surpass imports.

EU imports and exports (thousand tonnes)

